

Anderson Rally cross country

Friday, June 24, 2022 13:31 (GMT+12) - Final results



Race info

Sport: Running - cross-country
 Location: Dannevirke, New Zealand
 Start type: Manual wave start
 Wave grouping: By distance
 Racers: 177
 Timed on: samsung SM-T550
 Timed with: Webscorer PRO 5.4
 Updated: Sunday, June 26, 2022 15:28 (GMT+12)

Race winners

1km - Overall

Place	Bib	Racer name Affiliation	Category	Year of birth	Gender	Finish time	Difference
1	328	Cooper Williams Hutt Valley Harriers	Under 8	2015	M	5:44.1	-
2	355	Max Valler Napier Harriers	Under 8	2016	M	6:06.2	+0:22.1
3	358	Elliot Hanly No club	Under 8	2015	M	6:22.8	+0:38.7
4	161	Oliver Long Feilding Moa	Under 8	2015	M	7:12.8	+1:28.7
5	133	Abby Leckie Feilding Moa	Under 8	2015	F	7:15.8	+1:31.7
6	393	Hudson Smyth Dannevirke Athletics	Under 8	2015	M	7:29.7	+1:45.6
7	397	Bailey Buscke Napier Harriers	Under 8	2015	M	7:45.2	+2:01.1
8	405	Ellen Ireland	Under 8	2017	F	7:49.5	+2:05.4
9	54	Scarlett Avison-Woodhead Feilding Moa	Under 8	2015	F	7:55.5	+2:11.4
10	364	Alisha Rose Flores PNAHC	Under 8	2016	F	7:59.0	+2:14.9
11	204	James Van Kampen Feilding Moa	Under 8	2015	M	8:02.4	+2:18.3
12	384	Penelope Moore Napier Harriers	Under 8	2015	F	8:07.5	+2:23.4
13	49	Jake Thirkell Feilding Moa	Under 8	2016	M	8:11.3	+2:27.2
14	58	Maddy De La Harpe Feilding Moa	Under 8	2016	F	8:21.7	+2:37.6
15	379	Lincoln Smith Hastings Harriers	Under 8	2016	M	8:24.7	+2:40.6
16	314	Brion Smith Dannevirke	Under 8	2016	M	9:33.6	+3:49.5
17	27	Kuba Pradervand Feilding Moa	Under 8	2016	M	9:52.7	+4:08.6
18	183	Logan Searle Feilding Moa	Under 8	2017	M	10:11.8	+4:27.7
19	395	Lila Buscke Napier Harriers	Under 8	2017	F	10:29.1	+4:45.0
20	162	Emma Long Feilding Moa	Under 8	2018	F	10:42.9	+4:58.8
21	394	Tilly Smyth Dannevirke Athletics	Under 8	2017	F	11:10.9	+5:26.8
22	415	Rose Lamont Dannevirke Athletics	Under 8	2018	F	12:04.6	+6:20.5

Place	Bib	Racer name Affiliation	Category	Year of birth	Gender	Finish time	Difference
23	28	Teo Pradervand Feilding Moa	Under 8	2019	M	12:09.2	+6:25.1

1km Female - Overall


Place	Bib	Racer name Affiliation	Category	Year of birth	Gender	Finish time	Difference
1	133	Abby Leckie Feilding Moa	Under 8	2015	F	7:15.8	-
2	405	Ellen Ireland	Under 8	2017	F	7:49.5	+0:33.7
3	54	Scarlett Avison-Woodhead Feilding Moa	Under 8	2015	F	7:55.5	+0:39.7
4	364	Alisha Rose Flores PNAHC	Under 8	2016	F	7:59.0	+0:43.2
5	384	Penelope Moore Napier Harriers	Under 8	2015	F	8:07.5	+0:51.7
6	58	Maddy De La Harpe Feilding Moa	Under 8	2016	F	8:21.7	+1:05.9
7	395	Lila Buscke Napier Harriers	Under 8	2017	F	10:29.1	+3:13.3
8	162	Emma Long Feilding Moa	Under 8	2018	F	10:42.9	+3:27.1
9	394	Tilly Smyth Dannevirke Athletics	Under 8	2017	F	11:10.9	+3:55.1
10	415	Rose Lamont Dannevirke Athletics	Under 8	2018	F	12:04.6	+4:48.8

1km Female - Under 8

Place	Bib	Racer name Affiliation	Category	Year of birth	Gender	Finish time	Difference
1	133	Abby Leckie Feilding Moa	Under 8	2015	F	7:15.8	-
2	405	Ellen Ireland	Under 8	2017	F	7:49.5	+0:33.7
3	54	Scarlett Avison-Woodhead Feilding Moa	Under 8	2015	F	7:55.5	+0:39.7
4	364	Alisha Rose Flores PNAHC	Under 8	2016	F	7:59.0	+0:43.2
5	384	Penelope Moore Napier Harriers	Under 8	2015	F	8:07.5	+0:51.7
6	58	Maddy De La Harpe Feilding Moa	Under 8	2016	F	8:21.7	+1:05.9
7	395	Lila Buscke Napier Harriers	Under 8	2017	F	10:29.1	+3:13.3
8	162	Emma Long Feilding Moa	Under 8	2018	F	10:42.9	+3:27.1
9	394	Tilly Smyth Dannevirke Athletics	Under 8	2017	F	11:10.9	+3:55.1
10	415	Rose Lamont Dannevirke Athletics	Under 8	2018	F	12:04.6	+4:48.8

1km Male - Overall


Place	Bib	Racer name Affiliation	Category	Year of birth	Gender	Finish time	Difference
1	328	Cooper Williams Hutt Valley Harriers	Under 8	2015	M	5:44.1	-
2	355	Max Valler Napier Harriers	Under 8	2016	M	6:06.2	+0:22.1
3	358	Elliot Hanly No club	Under 8	2015	M	6:22.8	+0:38.7
4	161	Oliver Long Feilding Moa	Under 8	2015	M	7:12.8	+1:28.7


Place	Bib	Racer name Affiliation	Category	Year of birth	Gender	Finish time	Difference 
5	393	Hudson Smyth Dannevirke Athletics	Under 8	2015	M	7:29.7	+1:45.6
6	397	Bailey Buscke Napier Harriers	Under 8	2015	M	7:45.2	+2:01.1
7	204	James Van Kampen Feilding Moa	Under 8	2015	M	8:02.4	+2:18.3
8	49	Jake Thirkell Feilding Moa	Under 8	2016	M	8:11.3	+2:27.2
9	379	Lincoln Smith Hastings Harriers	Under 8	2016	M	8:24.7	+2:40.6
10	314	Brion Smith Dannevirke	Under 8	2016	M	9:33.6	+3:49.5
11	27	Kuba Pradervand Feilding Moa	Under 8	2016	M	9:52.7	+4:08.6
12	183	Logan Searle Feilding Moa	Under 8	2017	M	10:11.8	+4:27.7
13	28	Teo Pradervand Feilding Moa	Under 8	2019	M	12:09.2	+6:25.1

1km Male - Under 8

Place	Bib	Racer name Affiliation	Category	Year of birth	Gender	Finish time	Difference 
1	328	Cooper Williams Hutt Valley Harriers	Under 8	2015	M	5:44.1	-
2	355	Max Valler Napier Harriers	Under 8	2016	M	6:06.2	+0:22.1
3	358	Elliot Hanly No club	Under 8	2015	M	6:22.8	+0:38.7
4	161	Oliver Long Feilding Moa	Under 8	2015	M	7:12.8	+1:28.7
5	393	Hudson Smyth Dannevirke Athletics	Under 8	2015	M	7:29.7	+1:45.6
6	397	Bailey Buscke Napier Harriers	Under 8	2015	M	7:45.2	+2:01.1
7	204	James Van Kampen Feilding Moa	Under 8	2015	M	8:02.4	+2:18.3
8	49	Jake Thirkell Feilding Moa	Under 8	2016	M	8:11.3	+2:27.2
9	379	Lincoln Smith Hastings Harriers	Under 8	2016	M	8:24.7	+2:40.6
10	314	Brion Smith Dannevirke	Under 8	2016	M	9:33.6	+3:49.5
11	27	Kuba Pradervand Feilding Moa	Under 8	2016	M	9:52.7	+4:08.6
12	183	Logan Searle Feilding Moa	Under 8	2017	M	10:11.8	+4:27.7
13	28	Teo Pradervand Feilding Moa	Under 8	2019	M	12:09.2	+6:25.1


2km - Overall

Place	Bib	Racer name Affiliation	Category	Year of birth	Gender	Finish time	Difference 
1	326	Jacob Williams Hutt Valley Harriers	Under 12	2011	M	7:30.9	-
2	136	Mia Thomson Feilding Moa	Under 12	2011	F	8:25.3	+0:54.4
3	43	Olivia Leckie Feilding Moa	Under 12	2012	F	9:17.1	+1:46.2
4	210	Liam Southern Feilding Moa	Under 12	2011	M	9:19.8	+1:48.9
5	391	Isabelle Hunt Hutt Valley Harriers	Under 12	2011	F	9:21.2	+1:50.3


Place	Bib	Racer name Affiliation	Category	Year of birth	Gender	Finish time	Difference 
6	110	Fin Crofskey Feilding Moa	Under 12	2012	M	9:28.8	+1:57.9
7	401	Carter Brown	Under 12	2012	M	9:39.9	+2:09.0
8	137	Lucie Thomson Feilding Moa	Under 10	2013	F	9:41.1	+2:10.2
9	427	Emily Williams Hutt Valley Harriers	Under 10	2013	F	9:52.4	+2:21.5
10	360	Greer Robinson PNAHC	Under 12	2012	F	10:04.4	+2:33.5
11	349	Blake Strong Napier Harriers	Under 12	2012	M	10:05.1	+2:34.2
12	363	Owen Flores PNAHC	Under 12	2012	M	10:13.3	+2:42.4
13	369	Aiden Billing Wanganui Harriers	Under 12	2011	M	10:15.0	+2:44.1
14	322	Lucas Smith Hastings Harriers	Under 12	2012	M	10:26.5	+2:55.6
15	100	Hazel Duker Feilding Moa	Under 12	2011	F	10:39.6	+3:08.7
16	159	Harry Long Feilding Moa	Under 10	2014	M	10:40.3	+3:09.4
17	385	Meredith Moore Napier Harriers	Under 12	2011	F	11:04.1	+3:33.2
18	331	Jasmin Morriss Hutt Valley Harriers	Under 12	2012	F	11:10.0	+3:39.1
19	392	Robert Hunt Hutt Valley Harriers	Under 10	2013	M	11:13.9	+3:43.0
20	403	Ryan Boblea	Under 12	2011	M	11:41.9	+4:11.0
21	226	Adrian Hiri Feilding Moa	Under 10	2014	M	11:49.3	+4:18.4
22	20	Sophie Thirkell Feilding Moa	Under 12	2011	F	11:52.1	+4:21.2
23	330	Eden Morriss Hutt Valley Harriers	Under 10	2014	F	11:54.2	+4:23.3
24	6	Emma Avison-Woodhead Feilding Moa	Under 10	2013	F	12:17.1	+4:46.2
25	57	Mason De La Harpe Feilding Moa	Under 10	2014	M	12:41.1	+5:10.2
26	317	Nova Peato Dannevirke Athletics	Under 10	2013	F	12:49.8	+5:18.9
27	321	Grace Smith Hastings Harriers	Under 10	2013	F	14:13.0	+6:42.1
28	209	Reuben Southern Feilding Moa	Under 10	2014	M	14:14.0	+6:43.1
29	16	Mya Thirkell Feilding Moa	Under 10	2013	F	14:29.7	+6:58.8
30	225	Jensen Hiri Feilding Moa	Under 12	2012	M	14:45.3	+7:14.4
31	404	Sam Boblea	Under 10	2013	F	16:37.4	+9:06.5
32	313	Jack Smith Dannevirke	Under 12	2012	M	16:45.5	+9:14.6

2km Female - Overall


Place	Bib	Racer name Affiliation	Category	Year of birth	Gender	Finish time	Difference 
1	136	Mia Thomson Feilding Moa	Under 12	2011	F	8:25.3	-
2	43	Olivia Leckie Feilding Moa	Under 12	2012	F	9:17.1	+0:51.8

Place	Bib	Racer name Affiliation	Category	Year of birth	Gender	Finish time	Difference 
3	391	Isabelle Hunt Hutt Valley Harriers	Under 12	2011	F	9:21.2	+0:55.9
4	137	Lucie Thomson Feilding Moa	Under 10	2013	F	9:41.1	+1:15.8
5	427	Emily Williams Hutt Valley Harriers	Under 10	2013	F	9:52.4	+1:27.1
6	360	Greer Robinson PNAHC	Under 12	2012	F	10:04.4	+1:39.1
7	100	Hazel Duker Feilding Moa	Under 12	2011	F	10:39.6	+2:14.3
8	385	Meredith Moore Napier Harriers	Under 12	2011	F	11:04.1	+2:38.8
9	331	Jasmin Morriss Hutt Valley Harriers	Under 12	2012	F	11:10.0	+2:44.7
10	20	Sophie Thirkell Feilding Moa	Under 12	2011	F	11:52.1	+3:26.8
11	330	Eden Morriss Hutt Valley Harriers	Under 10	2014	F	11:54.2	+3:28.9
12	6	Emma Avison-Woodhead Feilding Moa	Under 10	2013	F	12:17.1	+3:51.8
13	317	Nova Peato Dannevirke Athletics	Under 10	2013	F	12:49.8	+4:24.5
14	321	Grace Smith Hastings Harriers	Under 10	2013	F	14:13.0	+5:47.7
15	16	Mya Thirkell Feilding Moa	Under 10	2013	F	14:29.7	+6:04.4
16	404	Sam Boblea	Under 10	2013	F	16:37.4	+8:12.1

2km Female - Under 10

Place	Bib	Racer name Affiliation	Category	Year of birth	Gender	Finish time	Difference 
1	137	Lucie Thomson Feilding Moa	Under 10	2013	F	9:41.1	-
2	427	Emily Williams Hutt Valley Harriers	Under 10	2013	F	9:52.4	+0:11.3
3	330	Eden Morriss Hutt Valley Harriers	Under 10	2014	F	11:54.2	+2:13.1
4	6	Emma Avison-Woodhead Feilding Moa	Under 10	2013	F	12:17.1	+2:36.0
5	317	Nova Peato Dannevirke Athletics	Under 10	2013	F	12:49.8	+3:08.7
6	321	Grace Smith Hastings Harriers	Under 10	2013	F	14:13.0	+4:31.9
7	16	Mya Thirkell Feilding Moa	Under 10	2013	F	14:29.7	+4:48.6
8	404	Sam Boblea	Under 10	2013	F	16:37.4	+6:56.3

2km Female - Under 12

Place	Bib	Racer name Affiliation	Category	Year of birth	Gender	Finish time	Difference 
1	136	Mia Thomson Feilding Moa	Under 12	2011	F	8:25.3	-
2	43	Olivia Leckie Feilding Moa	Under 12	2012	F	9:17.1	+0:51.8
3	391	Isabelle Hunt Hutt Valley Harriers	Under 12	2011	F	9:21.2	+0:55.9
4	360	Greer Robinson PNAHC	Under 12	2012	F	10:04.4	+1:39.1
5	100	Hazel Duker Feilding Moa	Under 12	2011	F	10:39.6	+2:14.3

Place	Bib	Racer name Affiliation	Category	Year of birth	Gender	Finish time	Difference <input type="button" value="v"/>
6	385	Meredith Moore Napier Harriers	Under 12	2011	F	11:04.1	+2:38.8
7	331	Jasmin Morriss Hutt Valley Harriers	Under 12	2012	F	11:10.0	+2:44.7
8	20	Sophie Thirkell Feilding Moa	Under 12	2011	F	11:52.1	+3:26.8

2km Male - Overall


Place	Bib	Racer name Affiliation	Category	Year of birth	Gender	Finish time	Difference <input type="button" value="v"/>
1	326	Jacob Williams Hutt Valley Harriers	Under 12	2011	M	7:30.9	-
2	210	Liam Southern Feilding Moa	Under 12	2011	M	9:19.8	+1:48.9
3	110	Fin Crofskey Feilding Moa	Under 12	2012	M	9:28.8	+1:57.9
4	401	Carter Brown	Under 12	2012	M	9:39.9	+2:09.0
5	349	Blake Strong Napier Harriers	Under 12	2012	M	10:05.1	+2:34.2
6	363	Owen Flores PNAHC	Under 12	2012	M	10:13.3	+2:42.4
7	369	Aiden Billing Wanganui Harriers	Under 12	2011	M	10:15.0	+2:44.1
8	322	Lucas Smith Hastings Harriers	Under 12	2012	M	10:26.5	+2:55.6
9	159	Harry Long Feilding Moa	Under 10	2014	M	10:40.3	+3:09.4
10	392	Robert Hunt Hutt Valley Harriers	Under 10	2013	M	11:13.9	+3:43.0
11	403	Ryan Boblea	Under 12	2011	M	11:41.9	+4:11.0
12	226	Adrian Hiri Feilding Moa	Under 10	2014	M	11:49.3	+4:18.4
13	57	Mason De La Harpe Feilding Moa	Under 10	2014	M	12:41.1	+5:10.2
14	209	Reuben Southern Feilding Moa	Under 10	2014	M	14:14.0	+6:43.1
15	225	Jensen Hiri Feilding Moa	Under 12	2012	M	14:45.3	+7:14.4
16	313	Jack Smith Dannevirke	Under 12	2012	M	16:45.5	+9:14.6

2km Male - Under 10

Place	Bib	Racer name Affiliation	Category	Year of birth	Gender	Finish time	Difference <input type="button" value="v"/>
1	159	Harry Long Feilding Moa	Under 10	2014	M	10:40.3	-
2	392	Robert Hunt Hutt Valley Harriers	Under 10	2013	M	11:13.9	+0:33.6
3	226	Adrian Hiri Feilding Moa	Under 10	2014	M	11:49.3	+1:09.0
4	57	Mason De La Harpe Feilding Moa	Under 10	2014	M	12:41.1	+2:00.8
5	209	Reuben Southern Feilding Moa	Under 10	2014	M	14:14.0	+3:33.7

2km Male - Under 12

Place	Bib	Racer name Affiliation	Category	Year of birth	Gender	Finish time	Difference <input type="button" value="v"/>
1	326	Jacob Williams Hutt Valley Harriers	Under 12	2011	M	7:30.9	-


Place	Bib	Racer name Affiliation	Category	Year of birth	Gender	Finish time	Difference 
2	210	Liam Southern Feilding Moa	Under 12	2011	M	9:19.8	+1:48.9
3	110	Fin Crofskey Feilding Moa	Under 12	2012	M	9:28.8	+1:57.9
4	401	Carter Brown	Under 12	2012	M	9:39.9	+2:09.0
5	349	Blake Strong Napier Harriers	Under 12	2012	M	10:05.1	+2:34.2
6	363	Owen Flores PNAHC	Under 12	2012	M	10:13.3	+2:42.4
7	369	Aiden Billing Wanganui Harriers	Under 12	2011	M	10:15.0	+2:44.1
8	322	Lucas Smith Hastings Harriers	Under 12	2012	M	10:26.5	+2:55.6
9	403	Ryan Boblea	Under 12	2011	M	11:41.9	+4:11.0
10	225	Jensen Hiri Feilding Moa	Under 12	2012	M	14:45.3	+7:14.4
11	313	Jack Smith Dannevirke	Under 12	2012	M	16:45.5	+9:14.6

2.5km - Overall

Place	Bib	Racer name Affiliation	Category	Year of birth	Gender	Finish time	Difference 
1	343	Sam McHale Napier Harriers	Under 16	2007	M	9:03.7	-
2	342	Jyde Low Napier Harriers	Under 16	2008	M	9:43.7	+0:40.0
3	3	Hayley Cornwall Feilding Moa	Under 16	2007	F	10:07.2	+1:03.5
4	377	Liam Smith Hastings Harriers	Under 16	2008	M	10:08.7	+1:05.0
5	15	Will Sablerolle-Stone Feilding Moa	Under 14	2009	M	10:14.0	+1:10.3
6	416	Campbell Ellingham Hastings Harriers	Under 14	2009	M	10:24.6	+1:20.9
7	383	Taylor Trow PNAHC	Under 16	2008	F	10:26.7	+1:23.0
8	418	Cooper Ellingham Hastings Harriers	Under 14	2009	M	10:31.4	+1:27.7
9	126	Harrison Stevens Feilding Moa	Under 14	2009	M	11:03.0	+1:59.3
10	311	Craig Smith Dannevirke	Under 16	2007	M	11:10.2	+2:06.5
11	166	Millie Evans Feilding Moa	Under 16	2008	F	11:25.4	+2:21.7
12	65	Millie McLean Feilding Moa	Under 14	2009	F	11:27.1	+2:23.4
13	206	Alyssah Kauri Feilding Moa	Under 14	2010	F	11:36.8	+2:33.1
14	362	Amilee Flores PNAHC	Under 14	2009	F	11:37.9	+2:34.2
15	108	Jaime Crofskey Feilding Moa	Under 16	2007	F	11:45.0	+2:41.3
16	390	Rory Trotter No club	Under 18	2005	M	11:49.4	+2:45.7
17	12	William Kenyon Feilding Moa	Under 16	2008	M	11:59.3	+2:55.6
18	192	Victoria Stevens Feilding Moa	Under 14	2009	F	12:19.1	+3:15.4
19	70	Elsa Trotter Feilding Moa	Under 16	2007	F	12:27.5	+3:23.8

Place	Bib	Racer name Affiliation	Category	Year of birth	Gender	Finish time	Difference 
20	101	Layla Duker Feilding Moa	Under 16	2008	F	12:32.2	+3:28.5
21	213	River Elliot Feilding Moa	Under 14	2009	M	12:43.2	+3:39.5
22	255	Chloe Jamieson Feilding Moa	Under 14	2009	F	13:03.1	+3:59.4
23	97	Eden Duker Feilding Moa	Under 16	2007	F	13:06.8	+4:03.1
24	221	Micah Southern Feilding Moa	Under 14	2009	M	13:15.9	+4:12.2
25	14	Katelyn Thirkell Feilding Moa	Under 14	2009	F	13:19.2	+4:15.5
26	400	Arthur Brown	Under 14	2014	M	13:29.7	+4:26.0
27	386	Juniper Moore Napier Harriers	Under 14	2009	F	13:30.3	+4:26.6
28	356	Ruby Heywood Napier Harriers	Under 16	2008	F	13:31.1	+4:27.4
29	237	Sophie Shaw Feilding Moa	Under 16	2008	F	13:33.8	+4:30.1
30	129	Manaia Sheridan Feilding Moa	Under 16	2008	F	13:36.9	+4:33.2
31	406	Georgie Hogan	Under 14	2009	F	14:34.5	+5:30.8
32	312	Kath Smith Dannevirke	Under 14	2010	F	17:39.9	+8:36.2
33	37	Isaiah Woodfield Feilding Moa	Under 16	2007	M	20:03.1	+10:59.4

2.5km Female - Overall

Place	Bib	Racer name Affiliation	Category	Year of birth	Gender	Finish time	Difference 
1	3	Hayley Cornwall Feilding Moa	Under 16	2007	F	10:07.2	-
2	383	Taylor Trow PNAHC	Under 16	2008	F	10:26.7	+0:19.5
3	166	Millie Evans Feilding Moa	Under 16	2008	F	11:25.4	+1:18.2
4	65	Millie McLean Feilding Moa	Under 14	2009	F	11:27.1	+1:19.9
5	206	Alyssah Kauri Feilding Moa	Under 14	2010	F	11:36.8	+1:29.6
6	362	Amilee Flores PNAHC	Under 14	2009	F	11:37.9	+1:30.7
7	108	Jaime Crofskey Feilding Moa	Under 16	2007	F	11:45.0	+1:37.8
8	192	Victoria Stevens Feilding Moa	Under 14	2009	F	12:19.1	+2:11.9
9	70	Elsa Trotter Feilding Moa	Under 16	2007	F	12:27.5	+2:20.3
10	101	Layla Duker Feilding Moa	Under 16	2008	F	12:32.2	+2:25.0
11	255	Chloe Jamieson Feilding Moa	Under 14	2009	F	13:03.1	+2:55.9
12	97	Eden Duker Feilding Moa	Under 16	2007	F	13:06.8	+2:59.6
13	14	Katelyn Thirkell Feilding Moa	Under 14	2009	F	13:19.2	+3:12.0
14	386	Juniper Moore Napier Harriers	Under 14	2009	F	13:30.3	+3:23.1
15	356	Ruby Heywood Napier Harriers	Under 16	2008	F	13:31.1	+3:23.9

Place	Bib	Racer name Affiliation	Category	Year of birth	Gender	Finish time	Difference
16	237	Sophie Shaw Feilding Moa	Under 16	2008	F	13:33.8	+3:26.6
17	129	Manaia Sheridan Feilding Moa	Under 16	2008	F	13:36.9	+3:29.7
18	406	Georgie Hogan	Under 14	2009	F	14:34.5	+4:27.3
19	312	Kath Smith Dannevirke	Under 14	2010	F	17:39.9	+7:32.7

2.5km Female - Under 14

Place	Bib	Racer name Affiliation	Category	Year of birth	Gender	Finish time	Difference
1	65	Millie McLean Feilding Moa	Under 14	2009	F	11:27.1	-
2	206	Alyssah Kauri Feilding Moa	Under 14	2010	F	11:36.8	+0:09.7
3	362	Amilee Flores PNAHC	Under 14	2009	F	11:37.9	+0:10.8
4	192	Victoria Stevens Feilding Moa	Under 14	2009	F	12:19.1	+0:52.0
5	255	Chloe Jamieson Feilding Moa	Under 14	2009	F	13:03.1	+1:36.0
6	14	Katelyn Thirkell Feilding Moa	Under 14	2009	F	13:19.2	+1:52.1
7	386	Juniper Moore Napier Harriers	Under 14	2009	F	13:30.3	+2:03.2
8	406	Georgie Hogan	Under 14	2009	F	14:34.5	+3:07.4
9	312	Kath Smith Dannevirke	Under 14	2010	F	17:39.9	+6:12.8

2.5km Female - Under 16

Place	Bib	Racer name Affiliation	Category	Year of birth	Gender	Finish time	Difference
1	3	Hayley Cornwall Feilding Moa	Under 16	2007	F	10:07.2	-
2	383	Taylor Trow PNAHC	Under 16	2008	F	10:26.7	+0:19.5
3	166	Millie Evans Feilding Moa	Under 16	2008	F	11:25.4	+1:18.2
4	108	Jaime Crofskey Feilding Moa	Under 16	2007	F	11:45.0	+1:37.8
5	70	Elsa Trotter Feilding Moa	Under 16	2007	F	12:27.5	+2:20.3
6	101	Layla Duker Feilding Moa	Under 16	2008	F	12:32.2	+2:25.0
7	97	Eden Duker Feilding Moa	Under 16	2007	F	13:06.8	+2:59.6
8	356	Ruby Heywood Napier Harriers	Under 16	2008	F	13:31.1	+3:23.9
9	237	Sophie Shaw Feilding Moa	Under 16	2008	F	13:33.8	+3:26.6
10	129	Manaia Sheridan Feilding Moa	Under 16	2008	F	13:36.9	+3:29.7

2.5km Male - Overall

Place	Bib	Racer name Affiliation	Category	Year of birth	Gender	Finish time	Difference
1	343	Sam McHale Napier Harriers	Under 16	2007	M	9:03.7	-
2	342	Jyde Low Napier Harriers	Under 16	2008	M	9:43.7	+0:40.0

Place	Bib	Racer name Affiliation	Category	Year of birth	Gender	Finish time	Difference
3	377	Liam Smith Hastings Harriers	Under 16	2008	M	10:08.7	+1:05.0
4	15	Will Sablerolle-Stone Feilding Moa	Under 14	2009	M	10:14.0	+1:10.3
5	416	Campbell Ellingham Hastings Harriers	Under 14	2009	M	10:24.6	+1:20.9
6	418	Cooper Ellingham Hastings Harriers	Under 14	2009	M	10:31.4	+1:27.7
7	126	Harrison Stevens Feilding Moa	Under 14	2009	M	11:03.0	+1:59.3
8	311	Craig Smith Dannevirke	Under 16	2007	M	11:10.2	+2:06.5
9	390	Rory Trotter No club	Under 18	2005	M	11:49.4	+2:45.7
10	12	William Kenyon Feilding Moa	Under 16	2008	M	11:59.3	+2:55.6
11	213	River Elliot Feilding Moa	Under 14	2009	M	12:43.2	+3:39.5
12	221	Micah Southern Feilding Moa	Under 14	2009	M	13:15.9	+4:12.2
13	400	Arthur Brown	Under 14	2014	M	13:29.7	+4:26.0
14	37	Isaiah Woodfield Feilding Moa	Under 16	2007	M	20:03.1	+10:59.4

2.5km Male - Under 14

Place	Bib	Racer name Affiliation	Category	Year of birth	Gender	Finish time	Difference
1	15	Will Sablerolle-Stone Feilding Moa	Under 14	2009	M	10:14.0	-
2	416	Campbell Ellingham Hastings Harriers	Under 14	2009	M	10:24.6	+0:10.6
3	418	Cooper Ellingham Hastings Harriers	Under 14	2009	M	10:31.4	+0:17.4
4	126	Harrison Stevens Feilding Moa	Under 14	2009	M	11:03.0	+0:49.0
5	213	River Elliot Feilding Moa	Under 14	2009	M	12:43.2	+2:29.2
6	221	Micah Southern Feilding Moa	Under 14	2009	M	13:15.9	+3:01.9
7	400	Arthur Brown	Under 14	2014	M	13:29.7	+3:15.7

2.5km Male - Under 16

Place	Bib	Racer name Affiliation	Category	Year of birth	Gender	Finish time	Difference
1	343	Sam McHale Napier Harriers	Under 16	2007	M	9:03.7	-
2	342	Jyde Low Napier Harriers	Under 16	2008	M	9:43.7	+0:40.0
3	377	Liam Smith Hastings Harriers	Under 16	2008	M	10:08.7	+1:05.0
4	311	Craig Smith Dannevirke	Under 16	2007	M	11:10.2	+2:06.5
5	12	William Kenyon Feilding Moa	Under 16	2008	M	11:59.3	+2:55.6
6	37	Isaiah Woodfield Feilding Moa	Under 16	2007	M	20:03.1	+10:59.4

2.5km Male - Under 18

Place	Bib	Racer name Affiliation	Category	Year of birth	Gender	Finish time	Difference
-------	-----	---------------------------	----------	---------------	--------	-------------	------------

Place	Bib	Racer name Affiliation	Category	Year of birth	Gender	Finish time	Difference
1	390	Rory Trotter No club	Under 18	2005	M	11:49.4	-

5km - Overall

Place	Bib	Racer name Affiliation	Category	Year of birth	Gender	Finish time	Difference
1	239	Nelson Doolan PNAHC	Under 20	2004	M	17:00.4	-
2	99	Reuben Duker Feilding Moa	Under 18	2006	M	18:06.2	+1:05.8
3	350	Robin Moore Napier Harriers	Under 18	2005	M	18:19.0	+1:18.6
4	387	Reeve Dooney Napier Harriers	Under 18	2005	M	18:24.8	+1:24.4
5	171	Cameron Walker Feilding Moa	Under 18	2005	M	19:19.1	+2:18.7
6	381	Dirki Botha PNAHC	Under 20	2003	M	20:38.3	+3:37.9
7	63	Lucy McLean Feilding Moa	Under 18	2006	F	22:06.7	+5:06.3
8	376	Scarlett Anderson WHAC (Wellington Harrier Athletic Club)	Under 18	2006	F	22:13.2	+5:12.8
9	366	Angela Jukes PNAHC	Under 20	2004	F	24:05.6	+7:05.2
10	167	Lucy Evans Feilding Moa	Under 18	2005	F	24:06.4	+7:06.0
11	76	Montana Doorey Feilding Moa	Under 18	2006	F	25:49.7	+8:49.3
12	75	Amy Ellis Feilding Moa	Under 18	2005	F	27:44.9	+10:44.5
13	338	Raquel Lozano Manawatu Striders	Senior 20-34	1996	F	28:47.4	+11:47.0
14	308	Gemma Francois Feilding Moa	Under 20	2004	F	33:43.8	+16:43.4
15	109	Kate Wasley Feilding Moa	Under 20	2004	F	51:59.4	+34:59.0

5km Female - Overall

Place	Bib	Racer name Affiliation	Category	Year of birth	Gender	Finish time	Difference
1	63	Lucy McLean Feilding Moa	Under 18	2006	F	22:06.7	-
2	376	Scarlett Anderson WHAC (Wellington Harrier Athletic Club)	Under 18	2006	F	22:13.2	+0:06.5
3	366	Angela Jukes PNAHC	Under 20	2004	F	24:05.6	+1:58.9
4	167	Lucy Evans Feilding Moa	Under 18	2005	F	24:06.4	+1:59.7
5	76	Montana Doorey Feilding Moa	Under 18	2006	F	25:49.7	+3:43.0
6	75	Amy Ellis Feilding Moa	Under 18	2005	F	27:44.9	+5:38.2
7	338	Raquel Lozano Manawatu Striders	Senior 20-34	1996	F	28:47.4	+6:40.7
8	308	Gemma Francois Feilding Moa	Under 20	2004	F	33:43.8	+11:37.1
9	109	Kate Wasley Feilding Moa	Under 20	2004	F	51:59.4	+29:52.7

5km Female - Senior 20-34

Place	Bib	Racer name Affiliation	Category	Year of birth	Gender	Finish time	Difference
-------	-----	---------------------------	----------	---------------	--------	-------------	------------

Place	Bib	Racer name Affiliation	Category	Year of birth	Gender	Finish time	Difference
1	338	Raquel Lozano Manawatu Striders	Senior 20-34	1996	F	28:47.4	-

5km Female - Under 18

Place	Bib	Racer name Affiliation	Category	Year of birth	Gender	Finish time	Difference
1	63	Lucy McLean Feilding Moa	Under 18	2006	F	22:06.7	-
2	376	Scarlett Anderson WHAC (Wellington Harrier Athletic Club)	Under 18	2006	F	22:13.2	+0:06.5
3	167	Lucy Evans Feilding Moa	Under 18	2005	F	24:06.4	+1:59.7
4	76	Montana Doorey Feilding Moa	Under 18	2006	F	25:49.7	+3:43.0
5	75	Amy Ellis Feilding Moa	Under 18	2005	F	27:44.9	+5:38.2

5km Female - Under 20

Place	Bib	Racer name Affiliation	Category	Year of birth	Gender	Finish time	Difference
1	366	Angela Jukes PNAHC	Under 20	2004	F	24:05.6	-
2	308	Gemma Francois Feilding Moa	Under 20	2004	F	33:43.8	+9:38.2
3	109	Kate Wasley Feilding Moa	Under 20	2004	F	51:59.4	+27:53.8

5km Male - Overall

Place	Bib	Racer name Affiliation	Category	Year of birth	Gender	Finish time	Difference
1	239	Nelson Doolan PNAHC	Under 20	2004	M	17:00.4	-
2	99	Reuben Duker Feilding Moa	Under 18	2006	M	18:06.2	+1:05.8
3	350	Robin Moore Napier Harriers	Under 18	2005	M	18:19.0	+1:18.6
4	387	Reeve Dooney Napier Harriers	Under 18	2005	M	18:24.8	+1:24.4
5	171	Cameron Walker Feilding Moa	Under 18	2005	M	19:19.1	+2:18.7
6	381	Dirki Botha PNAHC	Under 20	2003	M	20:38.3	+3:37.9

5km Male - Under 18

Place	Bib	Racer name Affiliation	Category	Year of birth	Gender	Finish time	Difference
1	99	Reuben Duker Feilding Moa	Under 18	2006	M	18:06.2	-
2	350	Robin Moore Napier Harriers	Under 18	2005	M	18:19.0	+0:12.8
3	387	Reeve Dooney Napier Harriers	Under 18	2005	M	18:24.8	+0:18.6
4	171	Cameron Walker Feilding Moa	Under 18	2005	M	19:19.1	+1:12.9

5km Male - Under 20

Place	Bib	Racer name Affiliation	Category	Year of birth	Gender	Finish time	Difference
1	239	Nelson Doolan PNAHC	Under 20	2004	M	17:00.4	-

Place	Bib	Racer name Affiliation	Category	Year of birth	Gender	Finish time	Difference
2	381	Dirki Botha PNAHC	Under 20	2003	M	20:38.3	+3:37.9

5km walk - Overall

Place	Bib	Racer name Affiliation	Category	Year of birth	Gender	Finish time	Difference
1	182	Matthew Schipper Feilding Moa	Walk	1962	M	34:10.1	-
2	339	Evan Davies Manawatu Striders	Walk	1943	M	35:49.7	+1:39.6
3	121	Ricky Lewer Feilding Moa	Walk	1964	M	38:08.8	+3:58.7
4	337	Douglas Maddison Manawatu Striders	Walk	1952	M	40:20.9	+6:10.8
5	368	Mark Kennedy Wanganui Harriers	Walk	1958	M	40:23.5	+6:13.4
6	336	Penny Harris Manawatu Striders	Walk	1954	F	42:07.1	+7:57.0
7	73	Kevin Palmer Manawatu Striders	Walk	1964	M	44:44.0	+10:33.9
8	388	Margaret Stuart Manawatu Striders	Walk	1942	F	47:58.3	+13:48.2

5km walk Female - Overall

Place	Bib	Racer name Affiliation	Category	Year of birth	Gender	Finish time	Difference
1	336	Penny Harris Manawatu Striders	Walk	1954	F	42:07.1	-
2	388	Margaret Stuart Manawatu Striders	Walk	1942	F	47:58.3	+5:51.2

5km walk Female - Walk


Place	Bib	Racer name Affiliation	Category	Year of birth	Gender	Finish time	Difference
1	336	Penny Harris Manawatu Striders	Walk	1954	F	42:07.1	-
2	388	Margaret Stuart Manawatu Striders	Walk	1942	F	47:58.3	+5:51.2

5km walk Male - Overall

Place	Bib	Racer name Affiliation	Category	Year of birth	Gender	Finish time	Difference
1	182	Matthew Schipper Feilding Moa	Walk	1962	M	34:10.1	-
2	339	Evan Davies Manawatu Striders	Walk	1943	M	35:49.7	+1:39.6
3	121	Ricky Lewer Feilding Moa	Walk	1964	M	38:08.8	+3:58.7
4	337	Douglas Maddison Manawatu Striders	Walk	1952	M	40:20.9	+6:10.8
5	368	Mark Kennedy Wanganui Harriers	Walk	1958	M	40:23.5	+6:13.4
6	73	Kevin Palmer Manawatu Striders	Walk	1964	M	44:44.0	+10:33.9

5km walk Male - Walk


Place	Bib	Racer name Affiliation	Category	Year of birth	Gender	Finish time	Difference
1	182	Matthew Schipper Feilding Moa	Walk	1962	M	34:10.1	-

Place	Bib	Racer name Affiliation	Category	Year of birth	Gender	Finish time	Difference 
2	339	Evan Davies Manawatu Striders	Walk	1943	M	35:49.7	+1:39.6
3	121	Ricky Lewer Feilding Moa	Walk	1964	M	38:08.8	+3:58.7
4	337	Douglas Maddison Manawatu Striders	Walk	1952	M	40:20.9	+6:10.8
5	368	Mark Kennedy Wanganui Harriers	Walk	1958	M	40:23.5	+6:13.4
6	73	Kevin Palmer Manawatu Striders	Walk	1964	M	44:44.0	+10:33.9

10km Open - Overall

Place	Bib	Racer name Affiliation	Category	Year of birth	Gender	Finish time	Difference 
1	103	Andre Le Pine-Day Feilding Moa	Senior 20-34	2002	M	35:38.8	-
2	190	Damien Lardner Feilding Moa	Senior 20-34	1994	M	37:20.2	+1:41.4
3	402	Dan Palfreyman Feilding Moa	Senior 20-34	1991	M	37:29.7	+1:50.9
4	323	Zach Manning Hastings Harriers	Senior 20-34	1999	M	40:08.2	+4:29.4
5	31	Mark Searle Feilding Moa	Senior 20-34	1988	M	40:14.1	+4:35.3
6	346	Holly Manning Napier Harriers	Senior 20-34	1996	F	41:22.0	+5:43.2
7	354	Jade Valler Napier Harriers	Senior 20-34	1990	F	43:13.5	+7:34.7
8	334	Brad Geen Manawatu Striders	Senior 20-34	1990	M	47:26.0	+11:47.2
9	357	Nick Hanly No club	Senior 20-34	1992	M	47:29.6	+11:50.8
10	234	Ali Muhammad Manawatu Striders	Senior 20-34	2000	M	47:49.0	+12:10.2
11	169	Stephanie Walker Feilding Moa	Senior 20-34	2002	F	48:03.3	+12:24.5
12	7	Josh Brooks Feilding Moa	Senior 20-34	2001	M	49:22.2	+13:43.4
13	72	Anita Chan Feilding Moa	Senior 20-34	1988	F	50:51.7	+15:12.9
14	347	Katie Lindsay Napier Harriers	Senior 20-34	1987	F	51:18.9	+15:40.1
15	325	Ben Conder Hill City Harriers	Senior 20-34	2002	M	52:54.3	+17:15.5
16	378	Kim Whyte Wanganui Harriers	Senior 20-34	1969	F	55:34.0	+19:55.2
17	333	Lauren Dabb Jogsquad	Senior 20-34	1995	F	1:01:21.7	+25:42.9

10km Open Female - Overall

Place	Bib	Racer name Affiliation	Category	Year of birth	Gender	Finish time	Difference 
1	346	Holly Manning Napier Harriers	Senior 20-34	1996	F	41:22.0	-
2	354	Jade Valler Napier Harriers	Senior 20-34	1990	F	43:13.5	+1:51.5
3	169	Stephanie Walker Feilding Moa	Senior 20-34	2002	F	48:03.3	+6:41.3
4	72	Anita Chan Feilding Moa	Senior 20-34	1988	F	50:51.7	+9:29.7
5	347	Katie Lindsay Napier Harriers	Senior 20-34	1987	F	51:18.9	+9:56.9

Place	Bib	Racer name Affiliation	Category	Year of birth	Gender	Finish time	Difference
6	378	Kim Whyte Wanganui Harriers	Senior 20-34	1969	F	55:34.0	+14:12.0
7	333	Lauren Dabb Jogsquad	Senior 20-34	1995	F	1:01:21.7	+19:59.7

10km Open Female - Senior 20-34

Place	Bib	Racer name Affiliation	Category	Year of birth	Gender	Finish time	Difference
1	346	Holly Manning Napier Harriers	Senior 20-34	1996	F	41:22.0	-
2	354	Jade Valler Napier Harriers	Senior 20-34	1990	F	43:13.5	+1:51.5
3	169	Stephanie Walker Feilding Moa	Senior 20-34	2002	F	48:03.3	+6:41.3
4	72	Anita Chan Feilding Moa	Senior 20-34	1988	F	50:51.7	+9:29.7
5	347	Katie Lindsay Napier Harriers	Senior 20-34	1987	F	51:18.9	+9:56.9
6	378	Kim Whyte Wanganui Harriers	Senior 20-34	1969	F	55:34.0	+14:12.0
7	333	Lauren Dabb Jogsquad	Senior 20-34	1995	F	1:01:21.7	+19:59.7

10km Open Male - Overall

Place	Bib	Racer name Affiliation	Category	Year of birth	Gender	Finish time	Difference
1	103	Andre Le Pine-Day Feilding Moa	Senior 20-34	2002	M	35:38.8	-
2	190	Damien Lardner Feilding Moa	Senior 20-34	1994	M	37:20.2	+1:41.4
3	402	Dan Palfreyman Feilding Moa	Senior 20-34	1991	M	37:29.7	+1:50.9
4	323	Zach Manning Hastings Harriers	Senior 20-34	1999	M	40:08.2	+4:29.4
5	31	Mark Searle Feilding Moa	Senior 20-34	1988	M	40:14.1	+4:35.3
6	334	Brad Geen Manawatu Striders	Senior 20-34	1990	M	47:26.0	+11:47.2
7	357	Nick Hanly No club	Senior 20-34	1992	M	47:29.6	+11:50.8
8	234	Ali Muhammad Manawatu Striders	Senior 20-34	2000	M	47:49.0	+12:10.2
9	7	Josh Brooks Feilding Moa	Senior 20-34	2001	M	49:22.2	+13:43.4
10	325	Ben Conder Hill City Harriers	Senior 20-34	2002	M	52:54.3	+17:15.5

10km Open Male - Senior 20-34

Place	Bib	Racer name Affiliation	Category	Year of birth	Gender	Finish time	Difference
1	103	Andre Le Pine-Day Feilding Moa	Senior 20-34	2002	M	35:38.8	-
2	190	Damien Lardner Feilding Moa	Senior 20-34	1994	M	37:20.2	+1:41.4
3	402	Dan Palfreyman Feilding Moa	Senior 20-34	1991	M	37:29.7	+1:50.9
4	323	Zach Manning Hastings Harriers	Senior 20-34	1999	M	40:08.2	+4:29.4
5	31	Mark Searle Feilding Moa	Senior 20-34	1988	M	40:14.1	+4:35.3
6	334	Brad Geen Manawatu Striders	Senior 20-34	1990	M	47:26.0	+11:47.2

Place	Bib	Racer name Affiliation	Category	Year of birth	Gender	Finish time	Difference
7	357	Nick Hanly No club	Senior 20-34	1992	M	47:29.6	+11:50.8
8	234	Ali Muhammad Manawatu Striders	Senior 20-34	2000	M	47:49.0	+12:10.2
9	7	Josh Brooks Feilding Moa	Senior 20-34	2001	M	49:22.2	+13:43.4
10	325	Ben Conder Hill City Harriers	Senior 20-34	2002	M	52:54.3	+17:15.5

Men 35-59 10km - Overall


Place	Bib	Racer name Affiliation	Category	Year of birth	Gender	Finish time	Difference
1	365	David Lovelock PNAHC	M35	1986	M	37:50.0	-
2	320	Neville Smith Hastings Harriers	M35	1983	M	39:18.0	+1:28.0
3	5	Cornwall AJ Feilding Moa	M45	1974	M	39:34.1	+1:44.1
4	396	Graeme Buscke Napier Harriers	M40	1981	M	40:50.5	+3:00.5
5	24	William Twiss Feilding Moa	M50	1968	M	43:22.5	+5:32.5
6	324	Philip McKay Hastings Harriers	M50	1969	M	43:59.2	+6:09.2
7	374	Scott Whitley Wanganui Harriers	M50	1970	M	44:42.5	+6:52.5
8	399	Andrew Davenport PNAHC	M50	1967	M	45:23.4	+7:33.4
9	184	Richard Smith Manawatu Striders	M35	1985	M	45:50.2	+8:00.2
10	352	Erwin Blokker Napier Harriers	M55	1964	M	46:44.9	+8:54.9
11	373	Rob Conder Wanganui Harriers	M50	1972	M	48:09.1	+10:19.1
12	22	Darren Parlato Feilding Moa	M55	1967	M	48:45.7	+10:55.7
13	212	Terry Southern Feilding Moa	M35	1982	M	49:33.5	+11:43.5
14	64	Andrew Grainger Manawatu Striders	M45	1975	M	50:52.2	+13:02.2
15	119	Hisan Wahab Manawatu Striders	M35	1983	M	53:19.0	+15:29.0
16	98	Adam Duker Feilding Moa	M40	1979	M	55:00.0	+17:10.0
17	84	Roy Haines Feilding Moa	M50	1972	M	56:18.7	+18:28.7
18	329	Mark Morriss Hutt Valley Harriers	M40	1979	M	56:47.5	+18:57.5
19	382	Roger Vincent Aurora Harriers	M50	1968	M	57:24.0	+19:34.0
20	170	Terry Walker Feilding Moa	M50	1970	M	1:00:36.2	+22:46.2
21	310	Grant Dyer Bush Harriers	M40	1978	M	1:06:58.1	+29:08.1

Men 35-59 10km Male - Overall

Place	Bib	Racer name Affiliation	Category	Year of birth	Gender	Finish time	Difference
1	365	David Lovelock PNAHC	M35	1986	M	37:50.0	-
2	320	Neville Smith Hastings Harriers	M35	1983	M	39:18.0	+1:28.0

Place	Bib	Racer name Affiliation	Category	Year of birth	Gender	Finish time	Difference 
3	5	Cornwall AJ Feilding Moa	M45	1974	M	39:34.1	+1:44.1
4	396	Graeme Buscke Napier Harriers	M40	1981	M	40:50.5	+3:00.5
5	24	William Twiss Feilding Moa	M50	1968	M	43:22.5	+5:32.5
6	324	Philip McKay Hastings Harriers	M50	1969	M	43:59.2	+6:09.2
7	374	Scott Whitley Wanganui Harriers	M50	1970	M	44:42.5	+6:52.5
8	399	Andrew Davenport PNAHC	M50	1967	M	45:23.4	+7:33.4
9	184	Richard Smith Manawatu Striders	M35	1985	M	45:50.2	+8:00.2
10	352	Erwin Blokker Napier Harriers	M55	1964	M	46:44.9	+8:54.9
11	373	Rob Conder Wanganui Harriers	M50	1972	M	48:09.1	+10:19.1
12	22	Darren Parlato Feilding Moa	M55	1967	M	48:45.7	+10:55.7
13	212	Terry Southern Feilding Moa	M35	1982	M	49:33.5	+11:43.5
14	64	Andrew Grainger Manawatu Striders	M45	1975	M	50:52.2	+13:02.2
15	119	Hisan Wahab Manawatu Striders	M35	1983	M	53:19.0	+15:29.0
16	98	Adam Duker Feilding Moa	M40	1979	M	55:00.0	+17:10.0
17	84	Roy Haines Feilding Moa	M50	1972	M	56:18.7	+18:28.7
18	329	Mark Morriss Hutt Valley Harriers	M40	1979	M	56:47.5	+18:57.5
19	382	Roger Vincent Aurora Harriers	M50	1968	M	57:24.0	+19:34.0
20	170	Terry Walker Feilding Moa	M50	1970	M	1:00:36.2	+22:46.2
21	310	Grant Dyer Bush Harriers	M40	1978	M	1:06:58.1	+29:08.1

Men 35-59 10km Male - M35

Place	Bib	Racer name Affiliation	Category	Year of birth	Gender	Finish time	Difference 
1	365	David Lovelock PNAHC	M35	1986	M	37:50.0	-
2	320	Neville Smith Hastings Harriers	M35	1983	M	39:18.0	+1:28.0
3	184	Richard Smith Manawatu Striders	M35	1985	M	45:50.2	+8:00.2
4	212	Terry Southern Feilding Moa	M35	1982	M	49:33.5	+11:43.5
5	119	Hisan Wahab Manawatu Striders	M35	1983	M	53:19.0	+15:29.0

Men 35-59 10km Male - M40

Place	Bib	Racer name Affiliation	Category	Year of birth	Gender	Finish time	Difference 
1	396	Graeme Buscke Napier Harriers	M40	1981	M	40:50.5	-
2	98	Adam Duker Feilding Moa	M40	1979	M	55:00.0	+14:09.5
3	329	Mark Morriss Hutt Valley Harriers	M40	1979	M	56:47.5	+15:57.0

Place	Bib	Racer name Affiliation	Category	Year of birth	Gender	Finish time	Difference
4	310	Grant Dyer Bush Harriers	M40	1978	M	1:06:58.1	+26:07.6

Men 35-59 10km Male - M45

Place	Bib	Racer name Affiliation	Category	Year of birth	Gender	Finish time	Difference
1	5	Cornwall AJ Feilding Moa	M45	1974	M	39:34.1	-
2	64	Andrew Grainger Manawatu Striders	M45	1975	M	50:52.2	+11:18.1

Men 35-59 10km Male - M50

Place	Bib	Racer name Affiliation	Category	Year of birth	Gender	Finish time	Difference
1	24	William Twiss Feilding Moa	M50	1968	M	43:22.5	-
2	324	Philip McKay Hastings Harriers	M50	1969	M	43:59.2	+0:36.7
3	374	Scott Whitley Wanganui Harriers	M50	1970	M	44:42.5	+1:20.0
4	399	Andrew Davenport PNAHC	M50	1967	M	45:23.4	+2:00.9
5	373	Rob Conder Wanganui Harriers	M50	1972	M	48:09.1	+4:46.6
6	84	Roy Haines Feilding Moa	M50	1972	M	56:18.7	+12:56.2
7	382	Roger Vincent Aurora Harriers	M50	1968	M	57:24.0	+14:01.5
8	170	Terry Walker Feilding Moa	M50	1970	M	1:00:36.2	+17:13.7

Men 35-59 10km Male - M55

Place	Bib	Racer name Affiliation	Category	Year of birth	Gender	Finish time	Difference
1	352	Erwin Blokker Napier Harriers	M55	1964	M	46:44.9	-
2	22	Darren Parlato Feilding Moa	M55	1967	M	48:45.7	+2:00.8

Women 35-59 5km - Overall

Place	Bib	Racer name Affiliation	Category	Year of birth	Gender	Finish time	Difference
1	32	Dorota Starzak Feilding Moa	W35	1983	F	23:19.0	-
2	398	Katrina Buscke Napier Harriers	W40	1982	F	23:56.1	+0:37.1
3	361	Marietjie Flores PNAHC	W40	1982	F	24:26.7	+1:07.7
4	211	Kate Southern Manawatu Striders	W35	1983	F	25:23.6	+2:04.6
5	335	Erin Wheeler Manawatu Striders	W35	1983	F	26:53.6	+3:34.6
6	51	Jessica Costall Feilding Moa	W35	1983	F	27:50.8	+4:31.8
7	367	Di Matthews Wanganui Harriers	W55	1964	F	28:07.0	+4:48.0
8	69	Jo Trotter Feilding Moa	W40	1978	F	28:50.3	+5:31.3
9	359	Angela Rainham No club	W45	1976	F	29:30.3	+6:11.3

Place	Bib	Racer name Affiliation	Category	Year of birth	Gender	Finish time	Difference
10	83	Claire Scott Feilding Moa	W50	1968	F	30:10.3	+6:51.3
11	67	Wendy Watts Feilding Moa	W55	1964	F	32:30.4	+9:11.4
12	163	Clare Long Feilding Moa	W45	1976	F	35:12.7	+11:53.7
13	194	Hayley Thirkell Feilding Moa	W35	1984	F	36:32.1	+13:13.1
14	200	Sharon Rawlinson Feilding Moa	W55	1965	F	47:16.2	+23:57.2

Women 35-59 5km Female - Overall

Place	Bib	Racer name Affiliation	Category	Year of birth	Gender	Finish time	Difference
1	32	Dorota Starzak Feilding Moa	W35	1983	F	23:19.0	-
2	398	Katrina Buscke Napier Harriers	W40	1982	F	23:56.1	+0:37.1
3	361	Marietjie Flores PNAHC	W40	1982	F	24:26.7	+1:07.7
4	211	Kate Southern Manawatu Striders	W35	1983	F	25:23.6	+2:04.6
5	335	Erin Wheeler Manawatu Striders	W35	1983	F	26:53.6	+3:34.6
6	51	Jessica Costall Feilding Moa	W35	1983	F	27:50.8	+4:31.8
7	367	Di Matthews Wanganui Harriers	W55	1964	F	28:07.0	+4:48.0
8	69	Jo Trotter Feilding Moa	W40	1978	F	28:50.3	+5:31.3
9	359	Angela Rainham No club	W45	1976	F	29:30.3	+6:11.3
10	83	Claire Scott Feilding Moa	W50	1968	F	30:10.3	+6:51.3
11	67	Wendy Watts Feilding Moa	W55	1964	F	32:30.4	+9:11.4
12	163	Clare Long Feilding Moa	W45	1976	F	35:12.7	+11:53.7
13	194	Hayley Thirkell Feilding Moa	W35	1984	F	36:32.1	+13:13.1
14	200	Sharon Rawlinson Feilding Moa	W55	1965	F	47:16.2	+23:57.2

Women 35-59 5km Female - W35

Place	Bib	Racer name Affiliation	Category	Year of birth	Gender	Finish time	Difference
1	32	Dorota Starzak Feilding Moa	W35	1983	F	23:19.0	-
2	211	Kate Southern Manawatu Striders	W35	1983	F	25:23.6	+2:04.6
3	335	Erin Wheeler Manawatu Striders	W35	1983	F	26:53.6	+3:34.6
4	51	Jessica Costall Feilding Moa	W35	1983	F	27:50.8	+4:31.8
5	194	Hayley Thirkell Feilding Moa	W35	1984	F	36:32.1	+13:13.1

Women 35-59 5km Female - W40

Place	Bib	Racer name Affiliation	Category	Year of birth	Gender	Finish time	Difference
1	398	Katrina Buscke Napier Harriers	W40	1982	F	23:56.1	-

Place	Bib	Racer name Affiliation	Category	Year of birth	Gender	Finish time	Difference
2	361	Marietjie Flores PNAHC	W40	1982	F	24:26.7	+0:30.6
3	69	Jo Trotter Feilding Moa	W40	1978	F	28:50.3	+4:54.2

Women 35-59 5km Female - W45

Place	Bib	Racer name Affiliation	Category	Year of birth	Gender	Finish time	Difference
1	359	Angela Rainham No club	W45	1976	F	29:30.3	-
2	163	Clare Long Feilding Moa	W45	1976	F	35:12.7	+5:42.4

Women 35-59 5km Female - W50

Place	Bib	Racer name Affiliation	Category	Year of birth	Gender	Finish time	Difference
1	83	Claire Scott Feilding Moa	W50	1968	F	30:10.3	-

Women 35-59 5km Female - W55

Place	Bib	Racer name Affiliation	Category	Year of birth	Gender	Finish time	Difference
1	367	Di Matthews Wanganui Harriers	W55	1964	F	28:07.0	-
2	67	Wendy Watts Feilding Moa	W55	1964	F	32:30.4	+4:23.4
3	200	Sharon Rawlinson Feilding Moa	W55	1965	F	47:16.2	+19:09.2

Men 60+ 7.5km - Overall

Place	Bib	Racer name Affiliation	Category	Year of birth	Gender	Finish time	Difference
1	48	Dave Scott Feilding Moa	M60	1962	M	36:25.3	-
2	21	Robert Dabb Feilding Moa	M60	1959	M	37:25.9	+1:00.6
3	61	Andrew McLean Feilding Moa	M50	1970	M	38:52.0	+2:26.7
4	181	Kevin Rolls Feilding Moa	M65	1952	M	38:55.6	+2:30.3
5	353	David Kay Napier Harriers	M65	1955	M	41:31.1	+5:05.8
6	68	Peter Turner Feilding Moa	M60	1960	M	42:12.4	+5:47.1
7	134	Hayden Trotter Feilding Moa	M45	1974	M	42:56.0	+6:30.7
8	375	Peter Jones Wanganui Harriers	M60	1961	M	43:10.2	+6:44.9
9	351	Roger Morrison Napier Harriers	M60	1961	M	43:55.1	+7:29.8
10	248	Craig Jarrett Feilding Moa	M50	1969	M	44:14.8	+7:49.5
11	380	Hadley Bond Aurora Harriers	M75	1946	M	56:36.0	+20:10.7

Men 60+ 7.5km Male - Overall

Place	Bib	Racer name Affiliation	Category	Year of birth	Gender	Finish time	Difference
1	48	Dave Scott Feilding Moa	M60	1962	M	36:25.3	-

Place	Bib	Racer name Affiliation	Category	Year of birth	Gender	Finish time	Difference
2	21	Robert Dabb Feilding Moa	M60	1959	M	37:25.9	+1:00.6
3	61	Andrew McLean Feilding Moa	M50	1970	M	38:52.0	+2:26.7
4	181	Kevin Rolls Feilding Moa	M65	1952	M	38:55.6	+2:30.3
5	353	David Kay Napier Harriers	M65	1955	M	41:31.1	+5:05.8
6	68	Peter Turner Feilding Moa	M60	1960	M	42:12.4	+5:47.1
7	134	Hayden Trotter Feilding Moa	M45	1974	M	42:56.0	+6:30.7
8	375	Peter Jones Wanganui Harriers	M60	1961	M	43:10.2	+6:44.9
9	351	Roger Morrison Napier Harriers	M60	1961	M	43:55.1	+7:29.8
10	248	Craig Jarrett Feilding Moa	M50	1969	M	44:14.8	+7:49.5
11	380	Hadley Bond Aurora Harriers	M75	1946	M	56:36.0	+20:10.7

Men 60+ 7.5km Male - M45

Place	Bib	Racer name Affiliation	Category	Year of birth	Gender	Finish time	Difference
1	134	Hayden Trotter Feilding Moa	M45	1974	M	42:56.0	-

Men 60+ 7.5km Male - M50

Place	Bib	Racer name Affiliation	Category	Year of birth	Gender	Finish time	Difference
1	61	Andrew McLean Feilding Moa	M50	1970	M	38:52.0	-
2	248	Craig Jarrett Feilding Moa	M50	1969	M	44:14.8	+5:22.8

Men 60+ 7.5km Male - M60

Place	Bib	Racer name Affiliation	Category	Year of birth	Gender	Finish time	Difference
1	48	Dave Scott Feilding Moa	M60	1962	M	36:25.3	-
2	21	Robert Dabb Feilding Moa	M60	1959	M	37:25.9	+1:00.6
3	68	Peter Turner Feilding Moa	M60	1960	M	42:12.4	+5:47.1
4	375	Peter Jones Wanganui Harriers	M60	1961	M	43:10.2	+6:44.9
5	351	Roger Morrison Napier Harriers	M60	1961	M	43:55.1	+7:29.8

Men 60+ 7.5km Male - M65

Place	Bib	Racer name Affiliation	Category	Year of birth	Gender	Finish time	Difference
1	181	Kevin Rolls Feilding Moa	M65	1952	M	38:55.6	-
2	353	David Kay Napier Harriers	M65	1955	M	41:31.1	+2:35.5

Men 60+ 7.5km Male - M75

Place	Bib	Racer name Affiliation	Category	Year of birth	Gender	Finish time	Difference
-------	-----	---------------------------	----------	---------------	--------	-------------	------------

Place	Bib	Racer name Affiliation	Category	Year of birth	Gender	Finish time	Difference
1	380	Hadley Bond Aurora Harriers	M75	1946	M	56:36.0	-

Women 60+ 5km - Overall

Place	Bib	Racer name Affiliation	Category	Year of birth	Gender	Finish time	Difference
1	332	Sandy Weltan Manawatu Striders	W60	1960	F	30:47.0	-
2	74	Jo Speary Feilding Moa	W60	1958	F	31:16.1	+0:29.1
3	45	Karen Manninen Feilding Moa	W60	1957	F	31:43.8	+0:56.8

Women 60+ 5km Female - Overall

Place	Bib	Racer name Affiliation	Category	Year of birth	Gender	Finish time	Difference
1	332	Sandy Weltan Manawatu Striders	W60	1960	F	30:47.0	-
2	74	Jo Speary Feilding Moa	W60	1958	F	31:16.1	+0:29.1
3	45	Karen Manninen Feilding Moa	W60	1957	F	31:43.8	+0:56.8

Women 60+ 5km Female - W60

Place	Bib	Racer name Affiliation	Category	Year of birth	Gender	Finish time	Difference
1	332	Sandy Weltan Manawatu Striders	W60	1960	F	30:47.0	-
2	74	Jo Speary Feilding Moa	W60	1958	F	31:16.1	+0:29.1
3	45	Karen Manninen Feilding Moa	W60	1957	F	31:43.8	+0:56.8